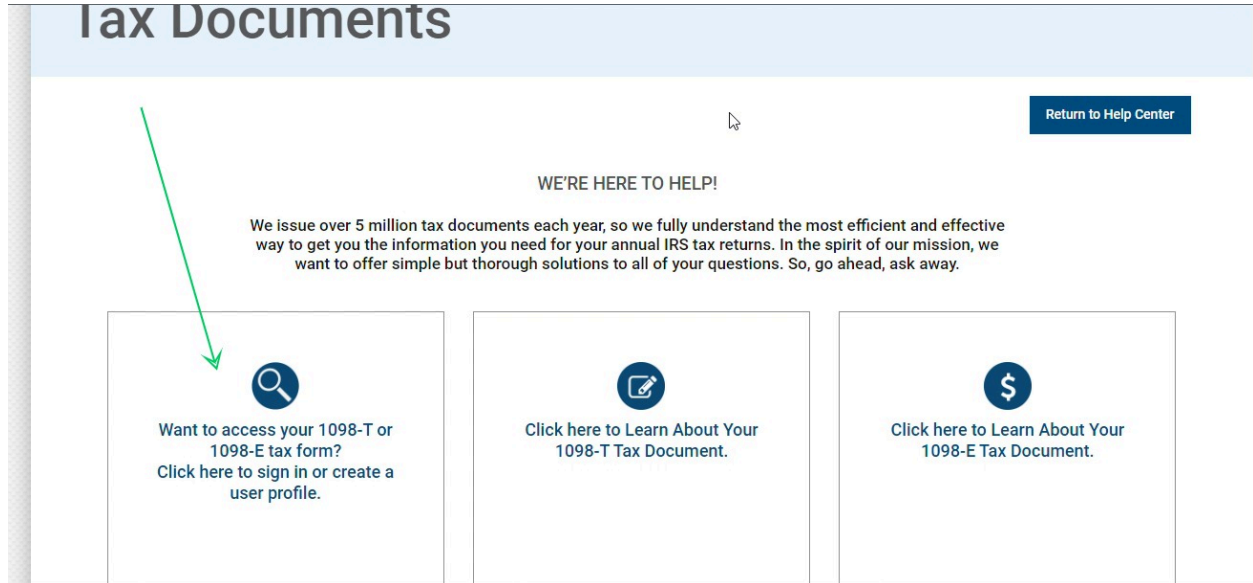


How to Retrieve Heartland Key for 1098-T

To get your key to access your 1098-T form, you will need to first access the ECSI website at <https://heartland.ecsi.net/index.main.html#/access/FAQtaxDocuments>

Click the box to access your 1098-T (picture below)



You will need to **Register** for your first time (picture below)

Sign in or create a profile to view all of your ECSI accounts together.

The screenshot shows the ECSI login and registration interface. It is divided into two main sections by a vertical line. The left section is titled 'Sign In' with the subtitle 'TO AN EXISTING PROFILE'. It contains a 'Username' input field with a 'Forgot Username?' link below it, a 'Password' input field with a 'Forgot Password?' link below it, and a 'Cancel' button at the bottom. The right section is titled 'Register' with the subtitle 'AND CREATE A NEW PROFILE'. It contains a 'Username' input field, a 'Password' input field, and a 'Confirm Password' input field. Below these fields is a checkbox labeled 'I'm not a robot' next to a reCAPTCHA logo and links for 'Privacy' and 'Terms'. A green arrow points from the top margin to the 'Register' section header.

Once you have completed all the steps to register and verify your account, you will be brought back to the start and can now **Sign in** (picture below)

Sign in or create a profile to view all of your ECSI accounts together.

Sign In


TO AN EXISTING PROFILE

[Forgot Username?](#)

[Forgot Password?](#)

Register

AND CREATE A NEW PROFILE

☐ I'm not a robot 


Now that you have signed in, you will be asked to enter your **Heartland key**. To have a key generated for you, click the “For 1098-T Tax Forms” on the right (picture below)

Connect An Account

Connect your existing accounts to your profile.

Connect An Account

ENTER YOUR HEARTLAND KEY BELOW TO CONNECT AN ACCOUNT.
YOUR HEARTLAND KEY IS LOCATED ON ECSI COMMUNICATIONS SUCH AS BILLING STATEMENTS, PAST DUE NOTICES, AND OTHER NOTIFICATIONS.
EXAMPLE: AA00XX-12345678912

☐ I'm not a robot 

Search for Your Heartland Key


HAVING TROUBLE LOCATING YOUR HEARTLAND KEY?

- FOR 1098-T TAX FORMS, [CLICK HERE >>](#)
- FOR LOAN ACCOUNTS, [CLICK HERE >>](#)
- FOR PAST DUE STUDENT ACCOUNTS, [CLICK HERE >>](#)
- FOR REFUND DISBURSEMENT ACCOUNTS, [CLICK HERE >>](#)

You will need to input your personal information and click **“Find my Heartland Key”** (picture below)

COMMUNICATIONS SUCH AS BILLING STATEMENTS,
PAST DUE NOTICES, AND OTHER NOTIFICATIONS.
EXAMPLE: AA00XX-12345678912

Heartland Key

☐ I'm not a robot  reCAPTCHA
Privacy • Terms

Connect

HAVING TROUBLE LOCATING YOUR HEARTLAND KEY?

FOR 1098-T TAX FORMS, [CLICK HERE >>](#)

FOR LOAN ACCOUNTS, [CLICK HERE >>](#)


FOR PAST DUE STUDENT ACCOUNTS, [CLICK HERE >>](#)

FOR REFUND DISBURSEMENT ACCOUNTS,
[CLICK HERE >>](#)

Please Select Your School/Campus

SSN - - - - -

Zip Code

☐ I'm not a robot  reCAPTCHA
Privacy • Terms


Cancel Find My Heartland Key

From there, a Heartland key will be generated and you will be able to access your **1098-T form** (picture below)

Connect your existing accounts to your profile.

Connect An Account

ENTER YOUR HEARTLAND KEY BELOW TO
CONNECT AN ACCOUNT.
YOUR HEARTLAND KEY IS LOCATED ON ECSI
COMMUNICATIONS SUCH AS BILLING STATEMENTS,
PAST DUE NOTICES, AND OTHER NOTIFICATIONS.
EXAMPLE: AA00XX-12345678912

☐ I'm not a robot  reCAPTCHA
Privacy • Terms

Connect

Search for Your Heartland Key

HAVING TROUBLE LOCATING YOUR HEARTLAND KEY?

FOR 1098-T TAX FORMS, [CLICK HERE >>](#)

FOR LOAN ACCOUNTS, [CLICK HERE >>](#)

FOR PAST DUE STUDENT ACCOUNTS, [CLICK HERE >>](#)

FOR REFUND DISBURSEMENT ACCOUNTS,
[CLICK HERE >>](#)

If you do not want to connect an account now, skip this step and
continue to your profile. You can connect accounts at any time.
[Skip this step »](#)